

PREPARED BY
KIYOKO OSONE

INFLATION AND CONSUMER SPENDING

MAY 1, 2021

**KNOCKOUT
CAPITAL**



WHERE WE ARE NOW

DOVISH MONETARY POLICY

While we currently experience a dovish monetary policy contributing to risks of high inflation, there is little to no overheating risk with ample economic slack and a fading fiscal impulse. Concomitantly, there is little to no zombification risk from increase in interest rates as size of said companies are much smaller than crisis of 1990.

While there have been major concerns whether the economy will essentially overheat as that the stimulus is much greater than what is actually necessary, these concerns are unwarranted as there is much greater economic slack than accounted for. Thus there is only slight inflation and not an offshoot off of the Fed's target. The Fed will start tapering asset purchases in 4Q21, with progress towards a steeper hike in 1Q23 (Jan Hatzius, Goldman Sachs).

The most recent hike in bond yields is due to economic recovery from the pandemic in contrast to the 2013 Taper Tantrum shock from Fed policy which is yet to occur when hikes announce.

Future economic outlooks must balance the crucible of veering towards negative interest rates if pandemic conditions exacerbate and the tightening of monetary policy.

During periods of economic recovery, value stocks do well within the circular business cycle as the intrinsic underlying will rebound as the economy improves. A meaningful rise in inflation expectations therefore typically triggers a reasonable degree of rotation in leadership towards more Cyclical and Value-oriented companies (Peter Oppenheimer, Goldman Sachs). Technology and materials will experience a sharp upturn due to exposure in economic growth. Due to the low interest rates, buoyed consumer behavior lends to more purchasing power Figure (1). Lastly, in periods of excess reflationary backdrops, commodities and non-U.S. securities may be a means of hedging against risk. On average, reflation favors equity exposure as companies expand.

As aforementioned, Hatzius's sentiments indicate the current 6% unemployment contributed to a greater drop than the 3% GDP the Congressional Budget Office (CBO) estimates.

GDP FORECASTS

CONSUMER BEHAVIOR



By Okun's law, swings in output gaps tend to exceed unemployment gaps by a factor of two, so it should be 12% drop, but this is offset by the weakness concentration in labor intensive sectors. Healthcare industries in public markets will continually perform strongly in the near future while in the long term view consumer discretionary will revive.

Due to the larger than expected spending of stimulus provisions, U.S. consumer markets project strong recovery. Morningstar reports reflect Goldman Sachs sentiment that Feds will have no issues taming inflation rates if subject to off-shooting. We forecast consumer behavior to evolve from consumption of nondurable and durable goods to services and media. The growth of in person services will lag in comparison to media, as openings of travel and restaurants will be contingent on COVID-related tailwinds.

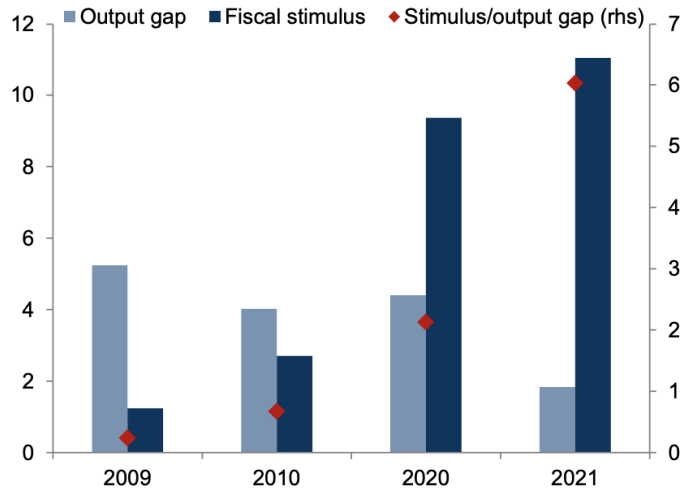
An exemplification is Morgan Stanley analyst ratings of Zendesk (NYSE: ZEN) as overweight. Due to projected recovery in travel, growth in partnerships, and positional displacement of competition via legacy enterprises and green field technologies, Zendesk is positioned for steady growth. An example of an undervalued company is Roku Inc. (NASDAQ:ROKU). Market sentiment underestimates Roku's capaciousness to scale, as Over the Top (OTT) is a novel space as consumers navigate to long-tail publishers of niche and targeted content.

Figure (1)
Best performing asset classes in business cycles



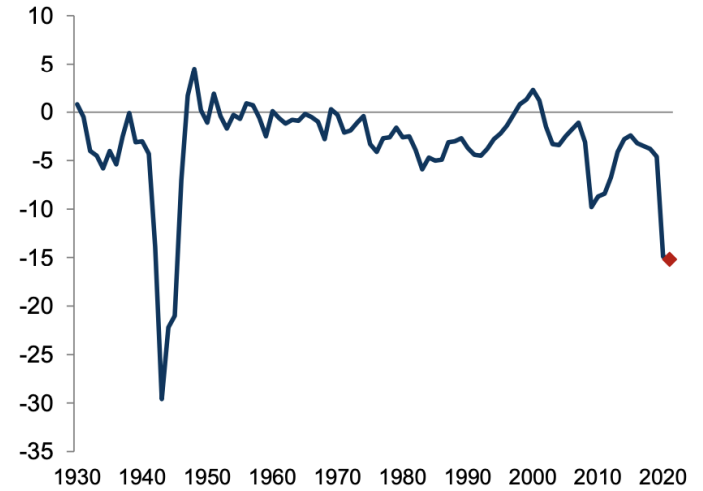
Source: State Street Global Advisors, Bloomberg Finance L.P. The above diagram is for illustrative purposes only. Assets in bold represent those that scored well across all evaluation criteria, whereas assets in normal typeface represent those that scored well on the majority of the evaluation criteria.

US stimulus set to exceed official output gap by ~6x in 2021
US output gap, % of potential GDP; fiscal stimulus, % of GDP



Note: Based on CBO fiscal year output gap estimate; reflects additional fiscal stimulus in response to Global Financial Crisis and COVID-19 crisis, respectively, based on year of spending; GS stimulus projections for FY20 and FY21.
Source: CBO, Goldman Sachs GIR.

The fiscal deficit this year will be the largest since WWII
US fiscal surplus/deficit, % of GDP



Note: Based on fiscal year; GS deficit projection for FY21.
Source: Haver Analytics, Goldman Sachs GIR.

Figure (2)

Upshoot in Fiscal policy, exceeding GDP and deficit since WWII

HEDGES AGAINST INFLATION AND THE WEAK DOLLAR

Gold and rare metals are seen as hedges against the increasingly weak dollar due to fiscal spending Figure (2) and Figure (3). The largesse of this rationalization is the utility value of said commodities, such as gold in electronic chips. Other hedges are luxury goods, art, and bitcoin as a store of value as perceived value does not diminish in climes of inflation.

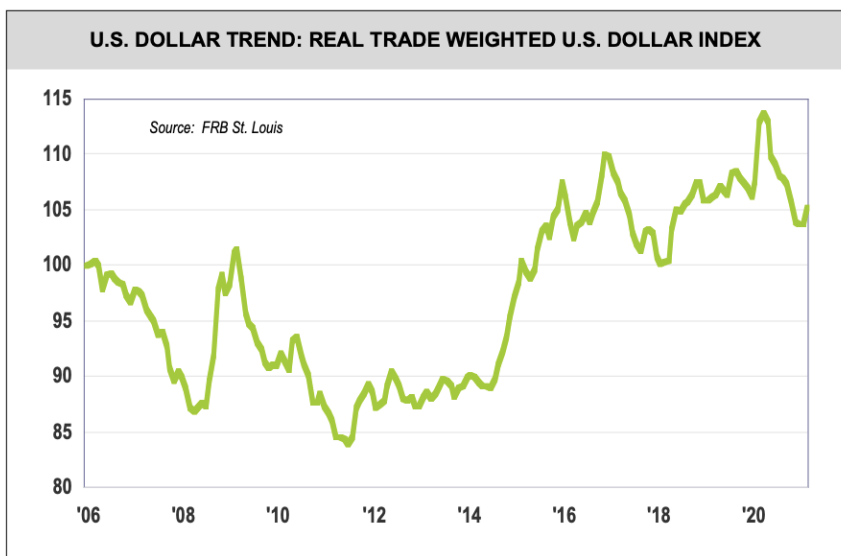


Figure (3)

Weakening sentiment in U.S. dollar

MCDONALDS: SLOW, STEADY GROWTH WITH INNOVATION AND GOLDEN ARCHES

What redefines brand value is association, as McDonald's (NYSE:MCD) scores rollout with Famous Orders and partnership Kanye, Keith Urban, and BTS. McDonald's blurs the line of private and public markets with curation of its own innovation hub, McD Tech labs in Silicon Valley. McD invests in AI to optimize recommendations via its drive-throughs menus, and recently acquired Apprente, a voice recognition platform to more accurately serve customers with capaciousness to detect accents and goal of replacing human workers. CFRA maintains an annually projection as overweight from 235 to 250 on annual earnings, Morgan Stanley at 259. Defensive stocks tend to perform regardless of market conditions.

IMPORTANT DISCLAIMER AND DISCLOSURE INFORMATION This report is prepared and circulated for informational and educational purposes only and is not an offer to sell or the solicitation of an offer to buy any securities or other instruments. The information contained herein is not intended to provide, and should not be relied upon for investment, accounting, legal, tax or other advice. This report does not purport to advise the recipient personally concerning the nature, potential, value or suitability of any particular sector, geographic region, security, portfolio of securities, transaction, investment strategy or other matter. No consideration has been given to the specific investment needs or risk tolerances of any recipient. The recipient is reminded that an investment in any security is subject to a number of risks including the risk of a total loss of capital, and that the discussion herein does not contain a list or description of relevant risk factors. The recipient hereof should make an independent investigation of the information described herein, including by consulting its own tax, legal, accounting and other advisors. This report does not constitute any form of invitation or inducement by Knockout Capital, LP or its affiliates to engage in investment activity. Past performance is no guarantee of future results. By their receipt, the recipient of this report acknowledges the disclaimers contained within this report and, in particular, acknowledges that this report and the data contained within this report are provided on an "as is" basis. Knockout Capital, its employees, information providers and any other third party involved in or related to the making or compiling of this report or the data contained within this report make no representation or warrant of any kind, either express or implied, with respect to this report or the data (or the results to be obtained by the use thereof). Knockout Capital its employees, information providers and any other third party involved in or related to the making or compiling of this report or the data, expressly disclaim any and all implied warranties of originality, accuracy, completeness, non-infringement, merchantability and fitness for a particular purpose. As a recipient of this report, you assume the entire risk of any use you may make of this report or of the data. In no event shall Knockout Capital, its employees, information providers or any third party involved in or related to the making or compiling this report or the data, be liable to the recipient or any other third party, for any direct or indirect damages, including, without limitation, any lost profits, lost savings or other incidental or consequential damages, arising out of your use or your inability to use the report or the data, regardless of the form of action, even if Knockout Capital, its employees, any of their information providers or any other third party involved in or related to the making or compiling of this report or the data has been advised of, or otherwise might have anticipated the possibility of such damages. The views expressed herein are not necessarily the views of Knockout Capital. Such views (i) may be historic or forward-looking in nature, (ii) reflect significant assumptions and subjective judgments of the author(s) of this report, and (iii) are subject to change without notice. The use of pronouns such as "we" and "our" are references to the authors of this report only (and or methodologies or assumptions utilized by the authors in this report only), and not necessarily reflective of Knockout Capital views or opinions. Knockout Capital may have market views or opinions that materially differ from those discussed, and may have a significant financial interest in (or against) one or more of such positions or theses. This report may include certain statements and projections regarding the anticipated future performance of various securities, sectors, or geographic regions. These forward-looking statements are inherently subject to significant business, economic and competitive uncertainties and contingencies, many of which are beyond Knockout Capital's control. Factors which could cause actual results to differ materially from those anticipated include, but are not limited to: competitive and general business, economic, market and political conditions from those expected; changes in the legal, regulatory and legislative environments in global markets; and the ability of management to effectively implement certain strategies. Words like "believe," "expect," "anticipate," "promise," "plan," and other expressions or words of similar meanings, as well as future or conditional verbs such as "will," "would," "should," "could," or "may" are generally intended to identify forward-looking statements. Links from this report to third-party websites do not imply any endorsement by the third party of this report or of the link; nor do they imply any endorsement by this firm of the third-party website or of the link. As noted, analytics and data were used in preparation of this information. In addition, some of the images and other material used herein may otherwise be protected by copyright and/or trademark. If so, such copyrights and/or trademarks may be owned by the entity that created the material and, where relevant, are used purely for identification and comment as fair use under international copyright and/or trademark laws. Use of such an image, copyright or trademark does not imply any association with such organization (or endorsement of such organization) by Knockout Capital or vice versa. © 2021 Knockout Capital. All Rights Reserved